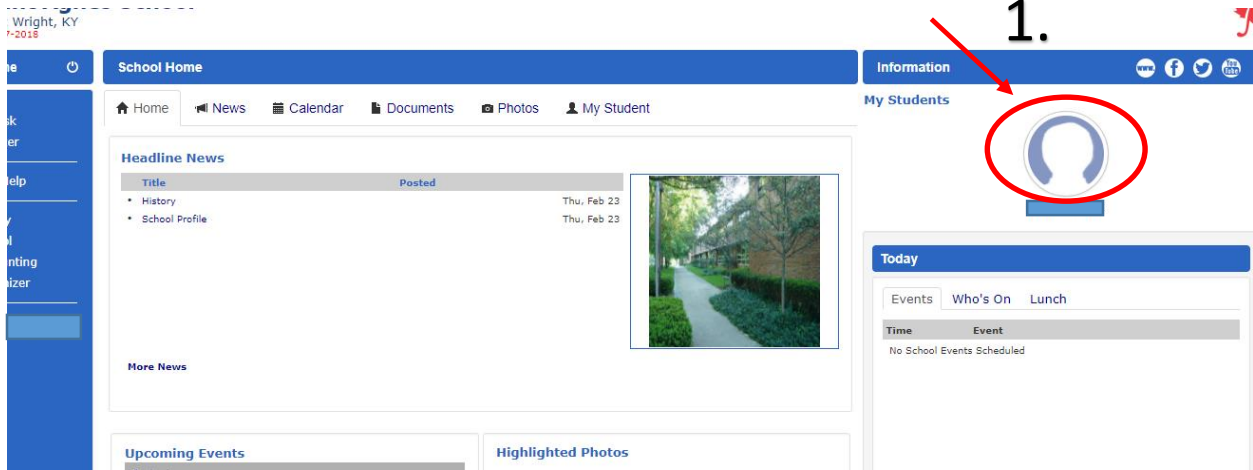
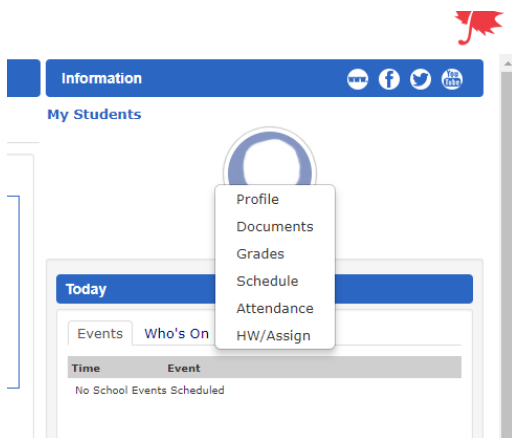


How to get to Student Grades

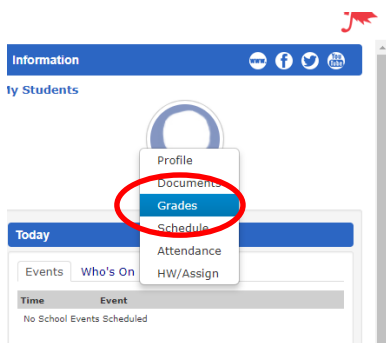
1. From the school home page, hover your mouse over your child's picture.



This menu pops up.



2. Click on Grades



Your student's overall grades will populate.

3. Clicking on your child's class name will take you to the class page.
4. Clicking on the blue button that has the letter grade will give you a list of assignments that make up this grade.

Secure | <https://app.sycamoreeducation.com/mystudent.php?task=viewdetail&sid=1211478&subjectid=0&classid=33595..>

My Student / [Redacted]

General Documents **Grades** Schedule Attendance

Quarter 1

Numeric Grades

Class	Posted by	Subject	Posted	Number	Grade	Comments
3rd Grade 3Hill	Hill, Becky	Religion	09/18/2017 09:58AM	99.5	A+	

3.

4.

5. Clicking on the assignment title will allow you to view any description about the assignment that the teacher has entered.
6. Any comments from the teacher about the assignment will appear here.

Secure | <https://app.sycamoreeducation.com/mystudent.php?task=viewdetail&sid=1211478&subjectid=0&classid=33595..>

[Redacted]

Quarters 1

Date	Assignment	Score	Poss	x	Adjusted	%	Comments
All Assignments						100 %	
08/25/17	Class Participation	10	10	x1	10	100.0	
08/31/17	Class participation	10	10	x1	10	100.0	
09/07/17	Class Participation	10	10	x1	10	100.0	
09/14/17	Class Participation	10	10	x1	10	100.0	
09/21/17	Class Participation	10	10	x1	10	100.0	

5.

6.